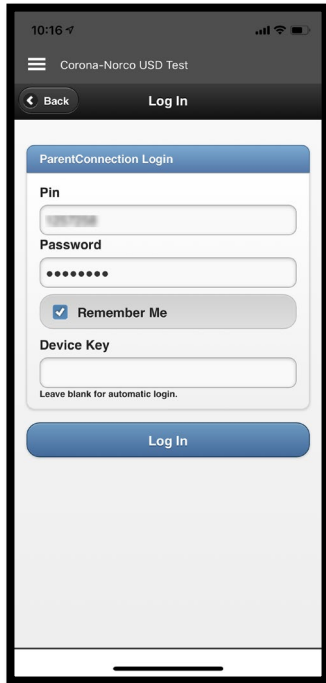


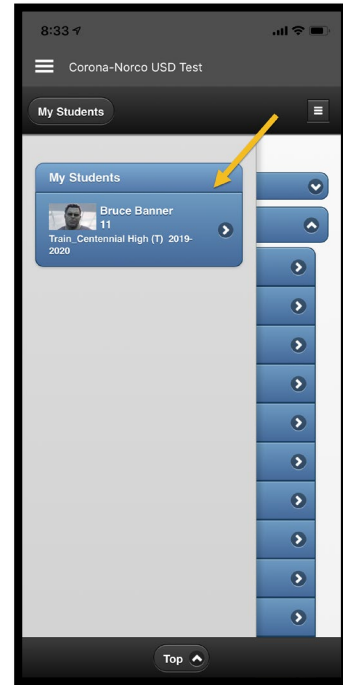
CÓMO: Ver La Información De La Cohorte Híbrida De Su Estudiante

USANDO LA APLICACIÓN MOBILE PARENT CONNECTION

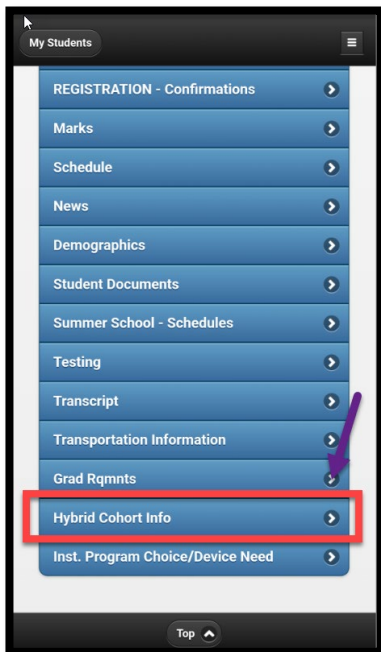
1. Inicie sesión con su PIN y contraseña



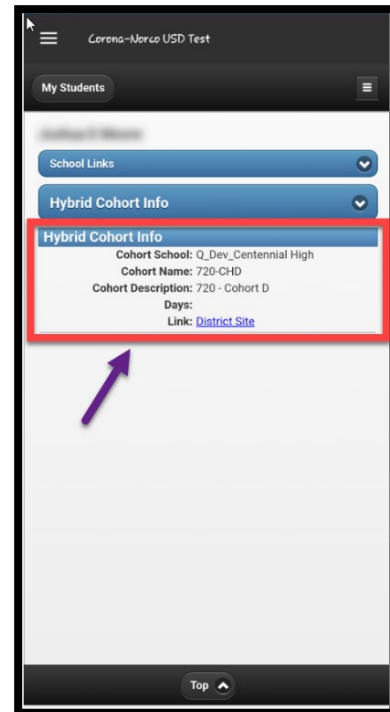
2. Seleccione a su estudiante en la lista Mis estudiantes



3. Seleccione la sección Información de la cohorte híbrida



4. Revise los datos de la cohorte híbrida de su estudiante

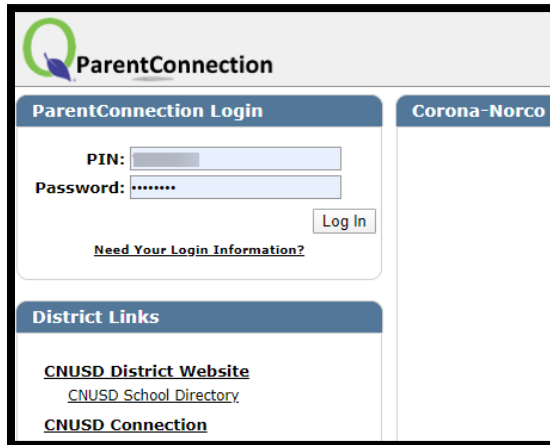


CÓMO: Ver La Información De La Cohorte Híbrida De Su Estudiante

USANDO EL SITIO WEB DE PARENT CONNECTION

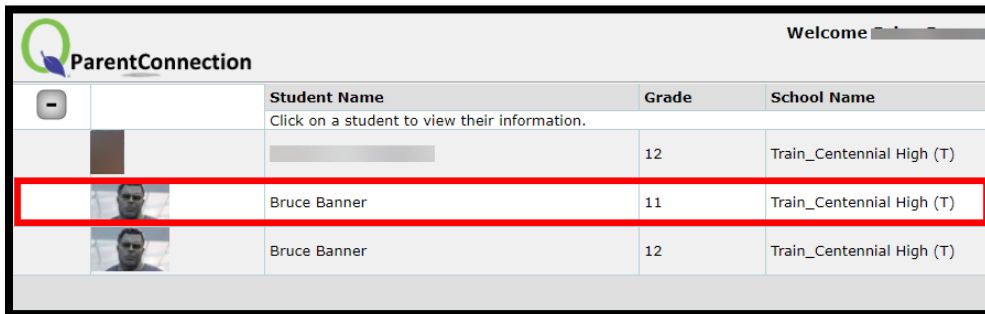
<https://parentconnect.cnusd.k12.ca.us/>

1) Inicie sesión con su PIN y contraseña



ParentConnection
ParentConnection Login Corona-Norco
PIN:
Password:
Log In
[Need Your Login Information?](#)
District Links
[CNUSD District Website](#)
[CNUSD School Directory](#)
[CNUSD Connection](#)

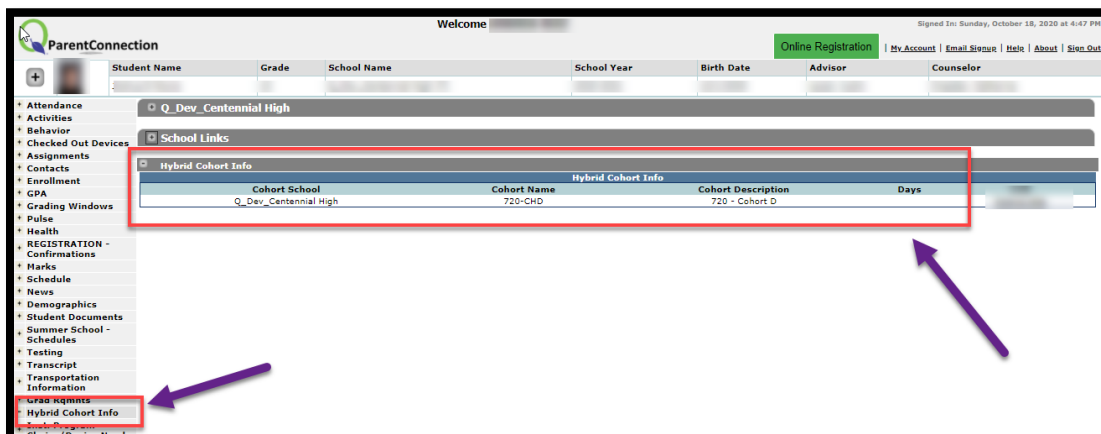
2) Seleccione a su estudiante



ParentConnection Welcome [User Name]

Student Name	Grade	School Name
Click on a student to view their information.		
[Image]	12	Train_Centennial High (T)
Bruce Banner	11	Train_Centennial High (T)
Bruce Banner	12	Train_Centennial High (T)

3) Seleccione la sección Información de la cohorte híbrida



ParentConnection Welcome [User Name] Online Registration | My Account | Email Signup | Help | About | Sign Out

Student Name	Grade	School Name	School Year	Birth Date	Advisor	Counselor
Q_Dev_Centennial High						
School Links						
Hybrid Cohort Info						
Cohort School		Cohort Name	Cohort Description	Days		
Q_Dev_Centennial High		720-CHD	720 - Cohort D			

Hybrid Cohort Info